

# Table of Contents

<b>Render List Plugin.....</b>	<b>1</b>
Syntax Rules.....	1
RENDERLIST Variable.....	1
Bullets.....	1
Examples.....	2
RenderListPlugin Settings.....	2
Plugin Installation Instructions.....	3
Plugin Info.....	3

# Render List Plugin

Render bullet lists in a variety of formats

## Syntax Rules

### RENDERLIST Variable













- Place a `%RENDERLIST{ <parameters> }%` before any bullet list
  - ◆ The lists can be handcrafted, generated by another Plugin, a `%TOC%`, or the result of a `FormattedSearch`

- Supported parameters:

<code>"name" or theme="name"</code>	Select a rendering theme
<code>focus="any text"</code>	Focus list on a bullet with specified text
<code>depth="2"</code>	Remove bullets with an indent greater then the depth. The depth is relative to the highlighted bullet in case <code>focus</code> is specified

- Rendering themes can be defined by `<name>_THEME` Plugin settings
  - ◆ Each theme is defined by a comma separated list containing the render type and parameters required by that render type
  - ◆ There are different render types; this initial Plugin version has **tree** and **icon** render types
- Format of the **tree** render type:
  - ◆ Set `<name>_THEME = tree, <0/1 flag to suppress/show lines of first level>`
- Format of the **icon** render type:
  - ◆ Set `<name>_THEME = icon, <0/1 flag to suppress/show lines of first level>, <icon width>, <icon height>, <spacer graph>, <T-line graph>, <I-line graph>, <L-line graph>, <icon image>`
  - ◆ To define new Icon themes, attach images to this Plugin topic and set the parameters accordingly
- Focus bullet list:
  - ◆ Search bullet list for text. If a bullet is found:
    1. Highlight text and remove `[[[]]]` links on bullet where text is found
    2. Reduce bullet list to show only its parents and children
  - ◆ This is useful to maintain one large bullet list with links to team pages, representing the organization of a company. Each team page can **INCLUDE** the bullet list with focus set to itself.

## Bullets

- Use regular **\*** bullets
- Start with level one
  - ◆ Increase indentation only one level at a time
    - ◇ Like this
- Decreasing indentation many levels at a time is OK
- Wrap long text with continuation lines, the Plugin does not do that for you  
Align continuation lines with leading spaces like this
- You can specify an icon for a bullet of render type **tree** or **icon**:
  - ◆ Attach the icon to this Plugin topic, e.g. `myicon.gif`, or
  - ◆ Use one of the existing icons:  `globe.gif`,  `home.gif`,  `virtualhome.gif`,  `group.gif`,  `persons.gif`,  `virtualpersons.gif`,  `person.gif`,  `virtualperson.gif`,  `email.gif`,  `trend.gif`,  `folder.gif`, 

## RenderListPlugin < TWiki < TWiki

folders.gif, file.gif, files.gif, doc.gif, image.gif, pdf.gif, ppt.gif, sound.gif, xls.gif, zip.gif, see.gif

- ◆ Refer to an attached icon at the beginning of the bullet with:
  - ◇ icon:myicon Followed by normal bullet text
- ◆ Any TWikiDocGraphics icon can be used as well:
  - ◇ %ICON{name}% Followed by normal bullet text



















## Examples

You type:	You get: (simulated)	You get: (if installed)
<pre>%RENDERLIST{"thread"}% * one   * one.a     * one.a.x   * one.b     * one.b.x     continue   * one.b.y     * icon:person Tim     * icon:person Mico * two * three</pre>	<pre>one   one.a     one.a.x   one.b     one.b.x     continue   one.b.y     Tim     Mico two three</pre>	<pre>one   one.a     one.a.x   one.b     one.b.x     continue   one.b.y     Tim     Mico two three</pre>
<pre>%RENDERLIST{"org"}% * one   * one.a     * one.a.x   * one.b     * one.b.x     continue   * one.b.y     * icon:person Tim     * icon:person Mico * two * three</pre>	<pre>one   one.a     one.a.x   one.b     one.b.x     continue   one.b.y     Tim     Mico two three</pre>	<pre>one   one.a     one.a.x   one.b     one.b.x     continue   one.b.y     Tim     Mico two three</pre>
<pre>%RENDERLIST{ "org" focus="one.b" }% * one   * one.a     * one.a.x   * one.b     * one.b.x     continue   * one.b.y     * icon:person Tim     * icon:person Mico * two * three</pre>	<pre>one   one.b     one.b.x     continue   one.b.y     Tim     Mico</pre>	<pre>one   one.b     one.b.x     continue   one.b.y     Tim     Mico</pre>

## RenderListPlugin Settings

Plugin settings are stored as preferences variables. To reference a plugin setting write %<plugin>\_<setting>%, i.e. %RENDERPLUGIN\_SHORTDESCRIPTION%

- One line description, is shown in the TextFormattingRules topic:
  - ◆ Set SHORTDESCRIPTION = Render bullet lists in a variety of formats

- Debug plugin: (See output in data/debug.txt)
  - ◆ Set DEBUG = 0
- Themes are named <SOMETHING>\_THEME and contain a comma delimited list of render type with parameters:
  - ◆ Set THREAD\_THEME = tree, 1
  - ◆ Set HOME\_THEME = icon, 1, 16, 16, , , , 
  - ◆ Set ORG\_THEME = icon, 0, 16, 16, , , , 
  - ◆ Set GROUP\_THEME = icon, 0, 16, 16, , , , 
  - ◆ Set EMAIL\_THEME = icon, 0, 16, 16, , , , 
  - ◆ Set TREND\_THEME = icon, 0, 16, 16, , , , 
  - ◆ Set FILE\_THEME = icon, 0, 16, 16, , , , 

## Plugin Installation Instructions

*Note:* You do not need to install anything on the browser to use this plugin. The following instructions are for the administrator who installs the plugin on the TWiki server.

- Download the ZIP file from the Plugin Home (see below)
- Unzip **RenderListPlugin.zip** in your twiki installation directory. Content:

File:	Description:
data/TWiki/RenderListPlugin.txt	Plugin topic
data/TWiki/RenderListPlugin.txt,v	Plugin topic repository
lib/TWiki/Plugins/RenderListPlugin.pm	Plugin Perl module
pub/TWiki/RenderListPlugin/*.gif	Image files for themes

- TWiki 4.0 and up: Run the configure script to enable the Plugin
- Test if the installation was successful: See if above examples work

## Plugin Info

Plugin Author:	TWiki:Main.PeterThoeny
Copyright:	© 2003-2011 Peter[at]Thoeny.org, Twiki, Inc. © 2003-2011 TWiki:TWiki.TWikiContributor
License:	GPL (GNU General Public License )
Plugin Version:	2011-07-09
Change History:	
2011-07-09:	Twikibug:Item6725 : Change global package variables from "use vars" to "our"
2010-05-16:	2.1: Twikibug:Item6433 - doc improvements; replacing TWIKIWEB with SYSTEMWEB
15 Jan 2008:	2.0: Kenneth Lavrsen. No more reporting warnings in the error log when a render list starts at deeper level than 1
30 Sep 2007:	Added VarRENDERLIST to have it listed in TWikiVariables
23 Sep 2006:	Support for img tag and image URL after icon: (suggested by TWiki:Main.JanFilipsky ); support for TWikiDocGraphics icons, such as %ICON{folder}% instead of icon: folder; added files.gif and folders.gif (contributed by TWiki:Main.SteveHobbs )
25 Apr 2006:	SVN sync, Cairo + Dakar compatibility
14 Apr 2006:	TwikiRelease04x00 compatibility update
21 Nov 2004:	Added benchmarks (no code changes)
21 Mar 2004:	Internal change: Fixed unofficial function call
01 Mar 2004:	Added FILE_THEME and folder/file icons

## RenderListPlugin < TWiki < TWiki

29 Dec 2003:	Fixed rendering issue if focus bullet contains <code>icon:name</code> ; added <code>TREND_THEME</code>
16 Dec 2003:	Specify icons with <code>icon:name</code> syntax
11 Dec 2003:	Added <code>focus</code> and <code>depth</code> parameters
05 Dec 2003:	Fixed rendering issue with IE; added <code>EMAIL_THEME</code>
02 Dec 2003:	Initial version
CPAN Dependencies:	none
Other Dependencies:	none
Perl Version:	5.005
TWiki:Plugins/Benchmark	: GoodStyle 97%, FormattedSearch 98%, RenderListPlugin 93%
Plugin Home:	<a href="http://TWiki.org/cgi-bin/view/Plugins/RenderListPlugin">http://TWiki.org/cgi-bin/view/Plugins/RenderListPlugin</a>
Feedback:	<a href="http://TWiki.org/cgi-bin/view/Plugins/RenderListPluginDev">http://TWiki.org/cgi-bin/view/Plugins/RenderListPluginDev</a>
Appraisal:	<a href="http://TWiki.org/cgi-bin/view/Plugins/RenderListPluginAppraisal">http://TWiki.org/cgi-bin/view/Plugins/RenderListPluginAppraisal</a>

**Related Topics:** [VarRENDERLIST](#), [TWikiPlugins](#), [DeveloperDocumentationCategory](#), [AdminDocumentationCategory](#), [TWikiPreferences](#), [TWiki:Plugins.TreePlugin](#)

This topic: [TWiki > RenderListPlugin](#)

Topic revision: r15 - 2011-07-10 - [TWikiContributor](#)



Copyright © 1999-2023 by the contributing authors. All material on this collaboration platform is the property of the contributing authors.

Ideas, requests, problems regarding TWiki? [Send feedback](#)

**Note:** Please contribute updates to this topic on TWiki.org at [TWiki:TWiki.RenderListPlugin](#).