

# Table of Contents

<b>Slide Show Plugin.....</b>	<b>1</b>
Introduction.....	1
Navigation.....	1
Syntax Rules.....	1
How to Create a Slideshow.....	1
How to Create Your own Slide Template.....	2
Example.....	2
Slide 1: Silly Sample Slideshow.....	2
Slide 2: Agenda.....	2
Slide 3: Silly Introduction.....	2
Comments.....	3
Slide 4: Silly Feature.....	3
Slide 5: Silly Conclusion.....	3
SlideShowPlugin Global Settings.....	3
Default Slide Template.....	3
Plugin Installation Instructions.....	4
Plugin Info.....	4

# Slide Show Plugin

Create web based presentations based on topics with headings.

## Introduction

There is already a defacto standard for presentations, why this plugin? This plugin makes sense for organizations that do already have lots of content in TWiki: It is easy to create a web based presentation that contains many links to related content. The plugin does not try to compete with the bells and whistles of the other presentation program, but the markup of TWiki and other plugins like TWiki:Plugins/ChartPlugin , TWiki:Plugins/GaugePlugin , TWiki:Plugins/SpreadSheetPlugin , TWiki:Plugins/TWikiDrawPlugin can be used to create appealing presentations.






Any topic with headings can be converted into a slideshow. Each slide starts with a "---++" heading. There are two modes to view a topic:

- Normal topic view mode: Headings and text is shown in the usual TWiki rendering, representing the outline of the slideshow. This mode is useful to print handouts.
- Presentation mode: Each heading with text is shown as a slide; the format is based on a slide template.

You can start the presentation by clicking on the "Start presentation" button.

## Navigation

While in presentation mode you can move around slides using navigation buttons and keys:

Button	Key	Action
	Home	Go to first slide
	Left-arrow, Page-up	Go to previous slide
	Right-arrow, Page-down	Go to next slide
	End	Go to last slide
 End Presentation	Esc	End presentation

Slide navigation is quick because it is done using anchor jumps within the same page. Key-based navigation requires JavaScript enabled.

## Syntax Rules

### How to Create a Slideshow

- Start with `%SLIDESHOWSTART%`
  - ◆ Use the optional `template` parameter to specify your own slide template topic, e.g. `%SLIDESHOWSTART{ template="MyOwnSlideTemplate" }%`
- Create the slides. Start each slide with a "---++" heading and add text like paragraphs, bullets, tables and images.
  - ◆ **Hint:** Make sure to keep each slide short enough so that you do not need to scroll to see all text of a slide during the presentation.
  - ◆ **Note:** You can use any heading level you like, but use the same for all slides.
- End your slideshow with `%SLIDESHOWEND%`

## How to Create Your own Slide Template

To create your own template topic, copy the "Default Slide Template" section below into your own slide template topic and customize it to your needs. It can be activated as the default template in the plugin's TEMPLATE setting, or per slideshow with the %SLIDESHOWSTART{ template="MyOwnSlideTemplate" }% setting.

- Use an HTML table that defines a slide. For example, create one row for the slide title, another one for the slide text.
- These keywords can be used:

Keyword	What it means
%SLIDETITLE%	The heading of the slide
%SLIDETEXT%	The text of the slide
%SLIDECOMMENT%	The comment of the slide (optional; appended to slide if missing)
%SLIDENUM%	The current slide number
%SLIDEMAX%	The last slide number
%SLIDENAV%	The navigation buttons for "First", "Previous", "Next" slide
%SLIDENAVALL%	The navigation buttons for "First", "Previous", "Next", "Last" slide
%SLIDENAVFIRST%	The navigation button for "First slide"
%SLIDENAVPREV%	The navigation button for "Previous slide"
%SLIDENAVNEXT%	The navigation button for "Next slide"
%SLIDENAVLAST%	The navigation button for "Last slide"

- Only text between %STARTINCLUDE% and %STOPINCLUDE% is used for the template.

## Example

This is a short example of a slideshow. You should see a "Start presentation" button if this plugin is installed:



### Slide 1: Silly Sample Slideshow

By TWiki:Main/PeterThoeny

San Jose, 29 Sep 2007

### Slide 2: Agenda

- Silly Introduction
- Silly Feature
- Silly Conclusion

### Slide 3: Silly Introduction

- why foo bar
- blah blah

## Comments

- This text is not shown in the slide if HIDECOMMENTS is set to on.

## Slide 4: Silly Feature

- it's foo bar
- more foo bar

## Slide 5: Silly Conclusion

- foo is bar
- bar is foo

This text is not part of the slideshow

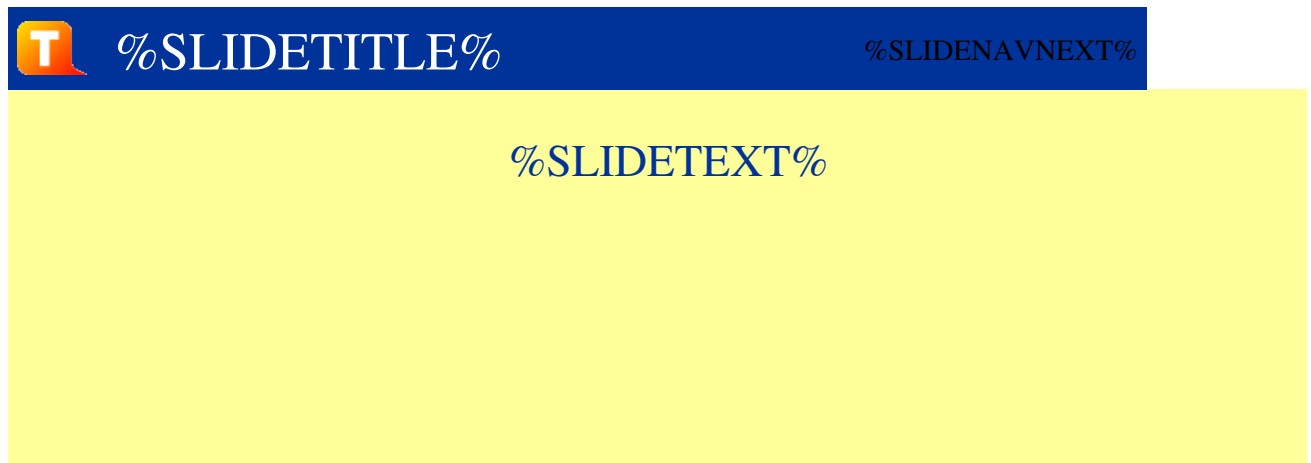
## SlideShowPlugin Global Settings

Plugin settings are stored as preferences variables. To reference a plugin setting write `%<plugin>_<setting>%`, i.e. `%SLIDESHOWPLUGIN_SHORTDESCRIPTION%`

- One line description, is shown in the TextFormattingRules topic:
  - ◆ Set SHORTDESCRIPTION = Create web based presentations based on topics with headings.
- Debug plugin: (See output in `data/debug.txt`)
  - ◆ Set DEBUG = 0
- Default template for slides:
  - ◆ Set TEMPLATE = SlideShowPlugin
- Hide text starting with a `----++` Comments heading:
  - ◆ Set HIDECOMMENTS = on

## Default Slide Template

The part between the rulers defines the default format of a slide:





%SLIDENAVALL%

Slide %SLIDENUM% of %SLIDEMAX%

COPYRIGHT © 2019 by the contributing authors

## Plugin Installation Instructions

*Note:* You do not need to install anything on the browser to use this plugin. The following instructions are for the administrator who installs the plugin on the server where TWiki is running.

- Download the ZIP file from the Plugin Home (see below)
- Unzip **SlideShowPlugin.zip** in your twiki installation directory. Content:

File:	Description:
<b>data/TWiki/SlideShowPlugin.txt</b>	Plugin topic
<b>lib/TWiki/Plugins/SlideShowPlugin.pm</b>	Plugin Perl module
<b>lib/TWiki/Plugins/SlideShowPlugin/SlideShow.pm</b>	Plugin Perl module
<b>pub/TWiki/*.gif</b>	Various button image files

- TWiki 4.0 and up: Run the configure script, and enable the plugin in the {Plugins} section.
- Test above example if the installation was successful.

## Plugin Info

Plugin Author:	TWiki:Main.PeterThoeny
Copyright:	© 2002-2011 Peter Thoeny, Twiki, Inc. © 2002-2011 TWiki:TWiki.TWikiContributor
License:	GPL (GNU General Public License )
Plugin Version:	2011-08-08
Change History:	
2011-08-08:	TWikibug:Item6789 : Better error handling in SLIDESHOWSTART variable
2011-07-09:	TWikibug:Item6725 : Change global package variables from "use vars" to "our"
2010-12-28:	TWikibug:Item6626 : New slide navigation using keys: Home, Left-arrow, Page-up, Right-arrow, Page-down, End and Esc

SlideShowPlugin < TWiki < TWiki

2010-05-16:	TWikibug:Item6433 : Doc improvements
02 Aug 2008:	Fixed corruption of preview
29 Sep 2007:	Added VarSLIDESHOWSTART and VarSLIDESHOWEND to have them listed in TWikiVariables
12 Feb 2007:	fixed construction of view urls (TWiki:Main/MichaelDaum )
19 Nov 2006:	12011: Preserve URL parameters in slideshow (suggested by TWiki:Main/ThomasWeigert ); changed logo in default template to T-logo; fixed warning errors introduced by 1.005
16 Mar 2005:	1.005 Crawford Currie prepped for Dakar, and fixed multiple evaluation bug
21 Nov 2004:	1.004 Added support for %SLIDECOMMENT% template keyword (TWiki:Main/ArthurClemens ); added benchmarks
21 Mar 2004:	Internal change: Fixed unofficial function call
14 Dec 2002:	Added %SLIDENAVALL% template keyword; added HIDECOMMENTS setting
23 Nov 2002:	Added %SLIDENAVLAST% template keyword; using print Skin for presentation mode
19 Nov 2002:	Added "Start presentation" and "End presentation" buttons; added %SLIDENAVFIRST%, %SLIDENAVPREV%, %SLIDENAVNEXT% template keywords
17 Nov 2002:	Initial version
CPAN Dependencies:	none
Other Dependencies:	none
Perl Version:	5.005
TWiki:Plugins/Benchmark :	GoodStyle 98%, FormattedSearch 99%, SlideShowPlugin 99%
Plugin Home:	<a href="http://TWiki.org/cgi-bin/view/Plugins/SlideShowPlugin">http://TWiki.org/cgi-bin/view/Plugins/SlideShowPlugin</a>
Feedback:	<a href="http://TWiki.org/cgi-bin/view/Plugins/SlideShowPluginDev">http://TWiki.org/cgi-bin/view/Plugins/SlideShowPluginDev</a>
Appraisal:	<a href="http://TWiki.org/cgi-bin/view/Plugins/SlideShowPluginAppraisal">http://TWiki.org/cgi-bin/view/Plugins/SlideShowPluginAppraisal</a>

**Related Topics:** VarSLIDESHOWSTART and VarSLIDESHOWEND, TWikiPreferences, TWikiPlugins

This topic: TWiki > SlideShowPlugin

Topic revision: r10 - 2011-08-08 - TWikiContributor



Copyright © 1999-2019 by the contributing authors. All material on this collaboration platform is the property of the contributing authors.

Ideas, requests, problems regarding TWiki? Send feedback

**Note:** Please contribute updates to this topic on TWiki.org at TWiki:TWiki.SlideShowPlugin.